

# TECHNICAL DATA

# MHL364E

## SERVICE WEIGHT WITHOUT ATTACHMENT

MHL364 E	45–51 t
----------	---------

## DIESEL ENGINE

<b>Manufacturer and model</b>	Deutz TCD 7.8 L6 4V
<b>Design</b>	6-cylinder inline engine
<b>Engine control</b>	EMR IV
<b>Type</b>	4-stroke diesel engine, direct common-rail fuel-injection, turbocharger, controlled exhaust gas recirculation, diesel particulate filter with automatic regeneration
<b>Engine output</b>	190 kW
<b>Nominal speed</b>	2000 rpm
<b>Displacement</b>	7.8 l
<b>Cooling system</b>	Coolant and charge air cooling, with temperature controlled fan speed
<b>Emission standard</b>	III C / EPA IV interim
<b>Air filter type</b>	Two-stage filter with safety valve

## ELECTRICAL SYSTEM

<b>Operating voltage</b>	24 V
<b>Battery</b>	2 × 12 V / 100 Ah / 750 A (according to EN)
<b>Generator</b>	28 V / 100 A
<b>Starter</b>	24 V / 4.0 kW
<b>Lighting system</b>	1 × H3 headlamp on uppercarriage 1 × H3 headlamp on cab floor rear marker lights and flashers: optional additional working floodlights H3 / LED / XENON

## HYDRAULIC SYSTEM

<b>Main pump</b>	Adjustable double displacement pump in an open circuit
<b>Pump capacity</b>	max. 2 × 280 l/min and 1 × 140 l/min
<b>Operating pressure</b>	max. 360 bar
<b>Additional pumps</b>	Gear pumps in the open circuit for supplying auxiliary loads
<b>Oil cooler</b>	Fan speed thermostatically controlled
<b>Hydraulic oil filter</b>	Return line filter, bypass flow filter for working equipment optional

## TRANSMISSION

Hydrostatic drive through infinitely variable axial piston motor with directly mounted travel brake valves, 4-wheel drive	
<b>Travel speed</b>	0–20 km/h
<b>Max. traction force</b>	120 kN
<b>Turning radius</b>	6.5 m

## SLEWING GEAR

Slewing ring with inner gear teeth. Drive via planetary gears. Integrated disk brakes, electrically powered

<b>Uppercarriage swing speed</b>	0–6 rpm
<b>Swing range</b>	360° unrestricted
<b>Max. torque</b>	91 kNm

## UNDERCARRIAGE

<b>Front axle</b>	Planetary drive axle with integrated drum brake, rigidly mounted, max. steering angle 27°
<b>Rear axle</b>	Planetary drive axle with integrated drum brake, self-aligning bearing with automatic oscillating lock
<b>Outriggers</b>	Support blade with integrated cylinder protection on side of oscillating axle
<b>Tires</b>	Pneumatic tires, 8-fold 14.00-24

## BRAKES

<b>Service brake</b>	Hydraulic single-circuit braking system acting on all four wheel pairs
<b>Parking brake</b>	Electro-hydraulically actuated spring-loaded disk brake on the front axle, works on both axles

## OPERATOR'S CAB

As an option, the cab can be supplied with rein-forced glass or LEXAN glazing (windscreen and skylight).

<b>Heating</b>	Hot water heating with variable temperature setting and multi-level blower, adjustable defroster nozzles
<b>Air conditioning system</b>	Automatic air conditioning, reheating function
<b>Operator's seat</b>	Air-cushioned comfort seat with integrated headrest, safety belt and lower lumbar support, with integrated air conditioning. Multi adjustable seat provides comfortable operation and access to controls.
<b>Monitoring</b>	Ergonomically positioned, glare resistant instrument cluster, multifunction display, automatic monitoring and saving functions for deviating operating conditions (e.g. all hydraulic oil filters, oil temperature indicator, coolant temperature and charge air cooler, coolant level, loading diesel particel filter), optic and audible warning until the pilot control is shut down or the engine power is reduced. Diagnostics for the individual sensors via the multifunction display. Rear view camera.
<b>Sound Power Level</b>	$L_{W(A)} = 101$ dB(A) (guaranteed) in accordance with guideline 2000/14/EC, required in accordance with 2000/14/EC = 104 dB(A)

## OFFICIAL HOMOLOGATION

Certification in accordance with CE guidelines



# EQUIPMENT

# MHL364 E

## DIESEL ENGINE

	STANDARD	OPTION
Exhaust gas turbocharger	●	
Intercooling	●	
Direct electronic fuel injection/Common Rail	●	
Automatic idle	●	
Engine pre-heating		●
Engine diagnostics interface	●	
Temperature-controlled fan drive	●	
Zyklon pre-separator for air-filter		●

## UNDERCARRIAGE

Support blade on side of oscillating axle; integrated cylinder protection	●	
All-wheel drive	●	
Rear axle oscillating lock	●	
Special paint		●
Drum brakes	●	
Toolbox, small	●	
Toolbox, large		●
Access	●	
Fenders	●	
Additional support blade		●

## UPPERCARRIAGE

Electrical refueling pump		●
Lighting protection		●
Maintenance hood, actuated by gas spring	●	
Lockable cleaning access openings on radiators	●	
Separate cooling systems	●	
Automatic central lubrication system	●	
Rear view camera	●	
Reversing alarm		●
Liquid intercooling, thermostatically controlled, separately driven	●	
Quick drain valve on diesel tank	●	
Quick drain valve on hydraulic oil tank	●	
Quick drain valve on water cooler	●	
Quick drain valve on engine-oil pan	●	
Reversible fan for engine and hydraulic oil cooler		●
Separate oil cooler with temperature controlled fan drive	●	

## CAB

	STANDARD	OPTION
Air cushioned operator's seat with low-frequency damping, headrest, safety belt and lumbar-support	●	
Seat heating with integrated a/c function		●
FOPS protective grating		●
Cab elevation, 0.4/0.8 m, rigid		●
Air conditioning	●	
Multi functional joysticks	●	
3-layer glass with protection film	●	
Armoured glas (windscreen and roof panel)		●
Powder fire extinguisher		●
Joystick steering	●	
Protective grills to front and roof (decoupled from the cab)	●	
Automatic engine shutdown		●
Rotating beacon		●
Voltage converter 12 V		●
12 V socket		●
Terex® Fuchs Telematics System		●
Sliding window in cab door	●	
Pre-heating system		●
Radio 24 V (CD)		●
Washer system installed underneath windscreen		●

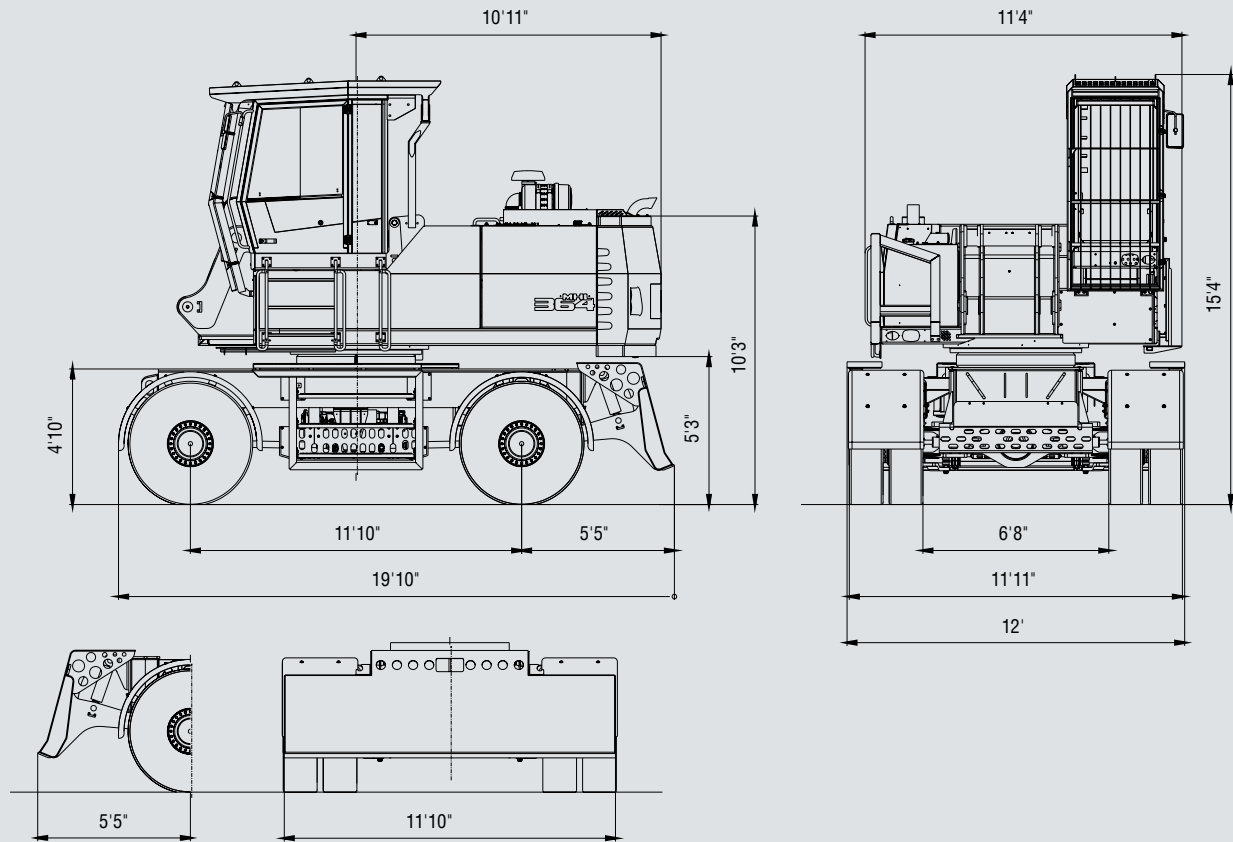
## OTHER EQUIPMENT

2 × H3 headlamps at machine front for traveling	●	
3 × H3 / XENON / LED floodlights (2 on rear of machine, 1 right hand side)		●
Hydraulic oil preheating		●
Close-range limiter for dipper stick	●	
Thermostatic monitoring of coolant and hydraulic fluid temperatures	●	
Coolant and hydraulic oil level monitoring system	●	
Pipe break protection for stick cylinder		●
Pipe break protection for lift cylinder		●
Hydraulic cushioning system of the lift cylinders	●	
Lubrication of the grab suspension by the central lubrication system	●	
Grab connection to central lubrication system	●	
Overload warning/shut-off device		●
Quick-connect coupling on dipperstick	●	
H3 light packages		●
XENON light packages		●
LED light packages		●

Further optional equipment available on request!

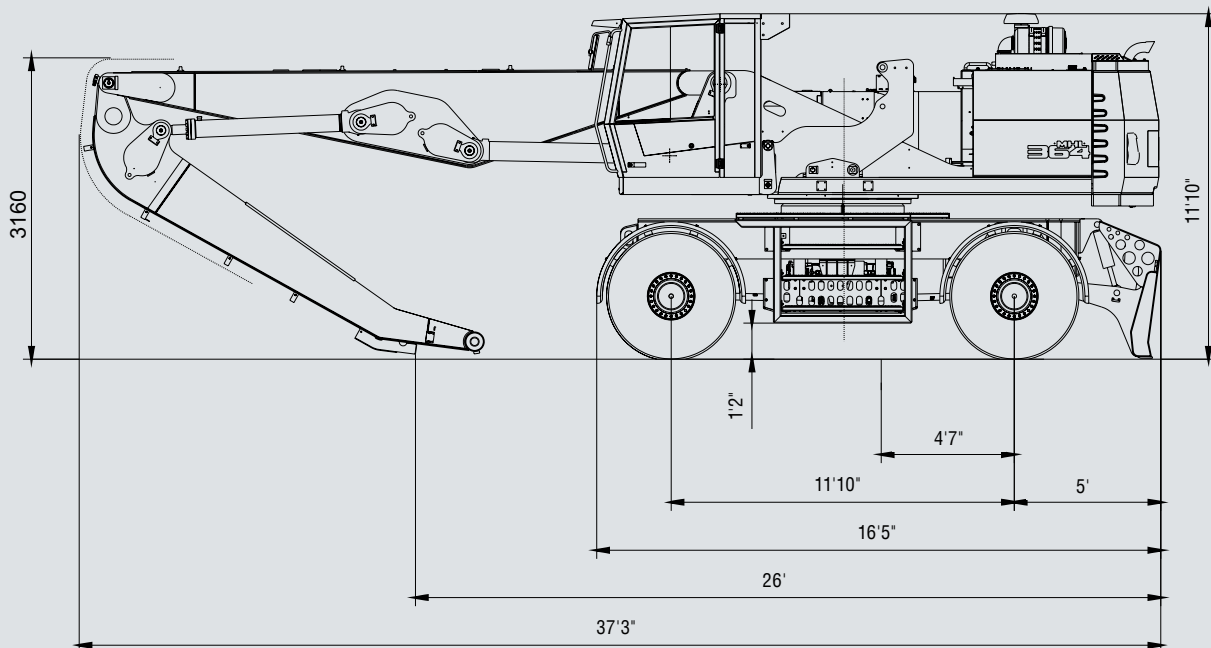
# DIMENSIONS MHL364 E

All dimensions in ft and inch



# TRANSPORT DIMENSIONS MHL364 E

With dipper stick | All dimensions in ft and inch



# WORKING RANGES / CARRYING CAPACITY

## REACH 39'8" WITH DIPPER STICK

### Loading equipment

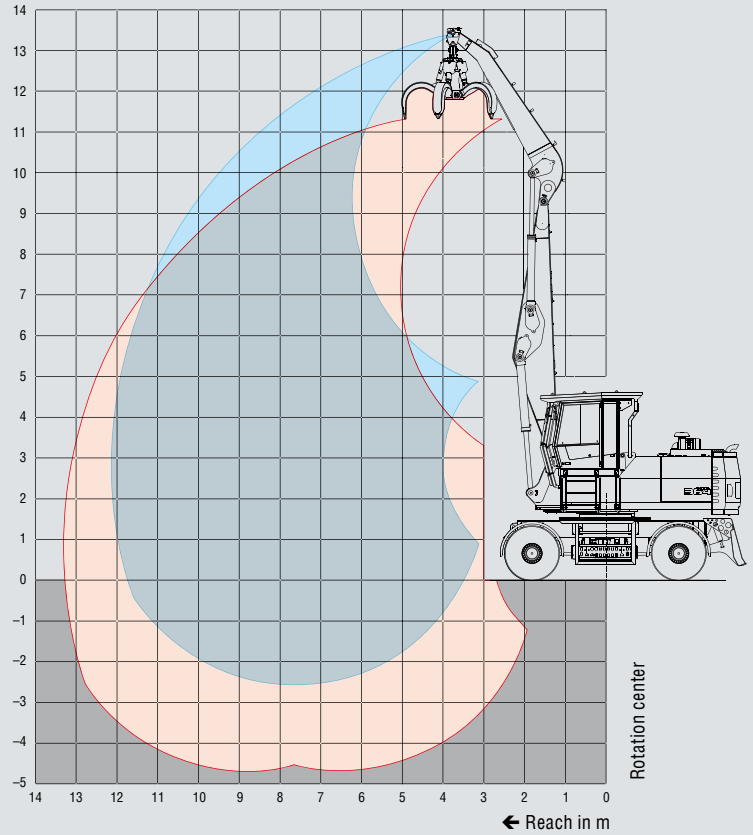
Box-type boom 21'  
Dipper stick 15'5"  
Cactus grab

## RECOMMENDED ATTACHMENTS

### Grab size

2.00–3.80 yd<sup>2</sup>  
Depending on mission requirements

The lift capacity values are stated in metric tons (t). The pump pressure is 360 bar. In accordance with ISO 10567 the lift capacity values represents 75% of the static tipping loads or 87% of the hydraulic lifting force (marked °). On solid and level ground the values apply to a swing range of 360°. The (...) values apply in the longitudinal direction of the undercarriage. The values for "not supported" only apply via the steering axle or the locked oscillating axle. The (...) \*\* values apply when support blade is on the back of the machine. The weights of the attached load hoisting equipment (grab, load hooks, etc.) must be deducted from the lift capacity values. The working load of the lifting device must be observed. In accordance with EU Standard EN 474-5 for object handling applications hose rupture valves on the boom and stick cylinders, an overload warning device and the lift capacity table in the cab are required. For object handling application the machine has to be supported on a level ground.



Height [m]	Undercarriage outrigger	Reach [m]					
		4.5	6	7.5	9	10.5	12
12	not supported		13.1° (13.1°) (13.1°)**				
10.5	not supported			11.2 (13.1°) (13.1°)**			
9	not supported			11.2 (13.0°) (13.0°)**	8.5 (10.3) (11.3)**		
7.5	not supported		15.4 (15.4°) (15.4°)**	11.1 (13.2°) (13.2°)**	8.4 (10.3) (11.2)**	6.7 (8.1) (8.9)**	
6	not supported		15.1 (16.8°) (16.8°)**	10.8 (13.3) (13.9)**	8.3 (10.1) (11.1)**	6.6 (8.0) (8.8)**	
4.5	not supported	22.1 (26.3) (26.3)**	14.4 (18.1) (18.8)**	10.5 (12.9) (14.1)**	8.1 (9.9) (10.8)**	6.5 (7.9) (8.7)**	
3	not supported	20.3 (22.8) (22.8°)**	13.6 (17.2) (18.9°)**	10.0 (12.5) (13.7)**	7.8 (9.7) (10.6)**	6.4 (7.8) (8.6)**	5.3 (6.5) (7.1)**
1.5	not supported	10.8 (10.8) (10.8)**	13.0 (16.6°) (18.2°)**	9.7 (12.1) (13.3)**	7.6 (9.4) (10.4)**	6.3 (7.7) (8.5)**	5.3 (6.4) (7.0)**
0	not supported	11.4 (11.4) (11.4)**	12.7 (16.3) (17.9)**	9.5 (11.9) (13.1)**	7.5 (9.3) (10.3)**	6.2 (7.6) (8.4)**	
-1.5	not supported		12.7 (16.0°) (16.0°)**	9.4 (11.8) (12.6)**	7.5 (9.3) (9.8)**	6.2 (6.9) (6.9)**	
<b>Max. Reach 12.12 m</b>							
2.9	not supported						5.2 (6.4) (6.4)**